

NEWSLETTER

DEC 21, 2024

Market Sense

Weekly Concept Spotlight: Results Impact on Price

Primary Market Offerings: IKS, MOBIKWIK



Dashboard



Indicators on TradingView



Realtime Alerts



Discussion Group



Watch Pro-Setups Intro Video



www.pro-setups.com



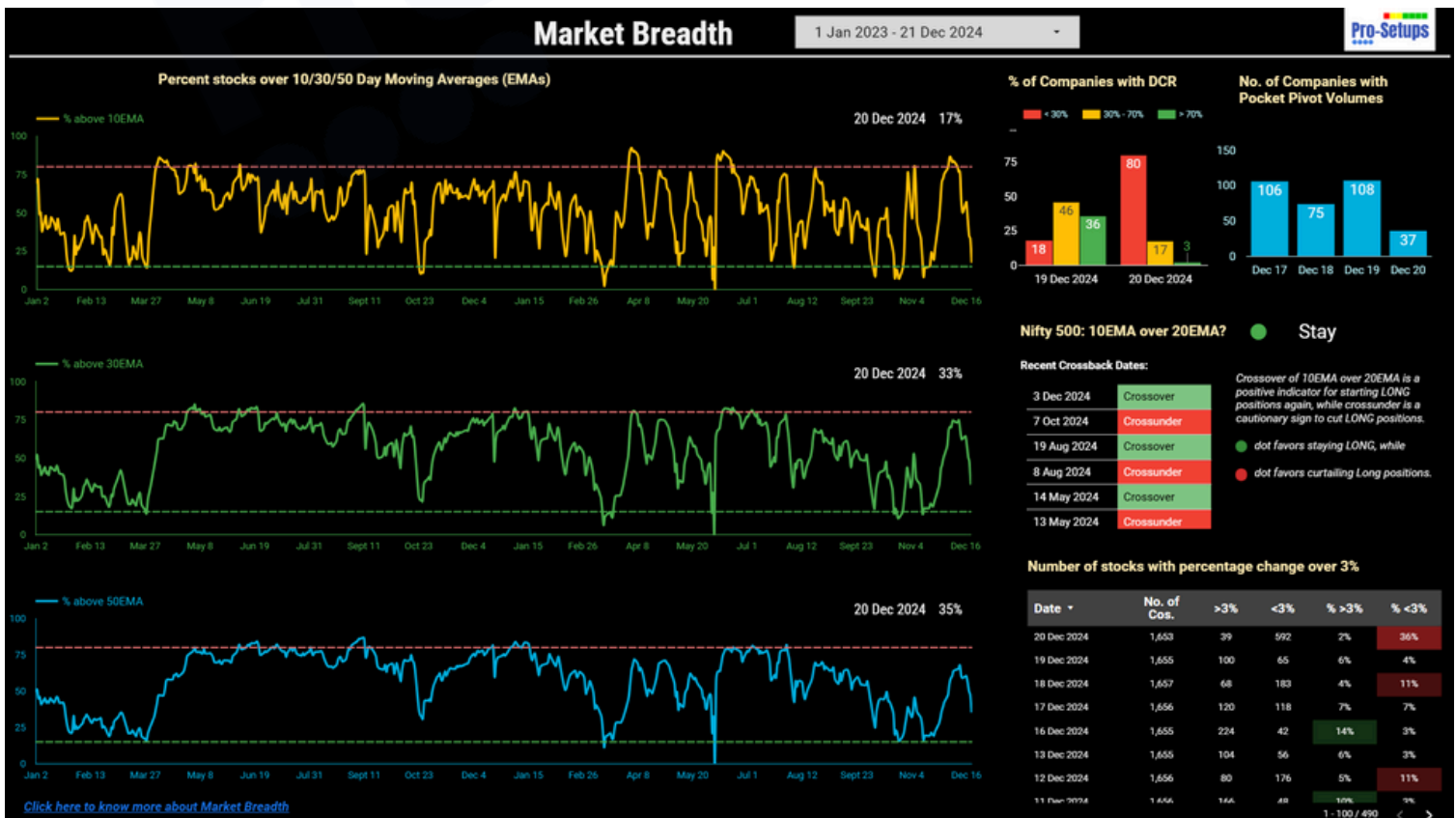
@ProSetups_

Nifty500



Well, the ideal scenario for Nifty500 that we had been plotting for last two weeks went for a toss this week. While we expected Nifty500 to take support of recently turned green 50EMA, it had other plans. Result - profits vanished in a jiffy! The environment in the previous week wasn't unfavorable for trading; in fact, it presented good opportunities for swing trades. Traders who went in with 100% deployment initially saw promising setups, and many performed well. However, the market lacked sustained support, following hawkish comments from the US Fed that it may slow down its interest rate cuts in 2025, causing gains to evaporate quickly.

The scenario now is such that our market has turned into a **unstable trading environment**. The risks outweigh potential rewards, making it prudent for swing traders to step aside for some time. Nifty500 will be testing its 200EMA, the zone from where it bounced back last time. Nifty50 has already closed below its 200EMA, while Sensex is sitting on it.



The % of stocks above key EMAs fell sharply and they are yet to reach the oversold zone. Think about it - we saw some intense selling pressure this week, and we're not even close to oversold zone. (For reference: we consider the market to be in the oversold zone when all three key EMAs touch the green line at the bottom.)

Nifty500's 10EMA is just marginally above 20EMA. It will cross below it on Monday (23rd December), triggering the Curtain signal.

Results Impact on Price

This week, one of our happy members messaged in our Pro-Setups community that **Blockbuster results filter** has been giving him super trades. So, we thought why not check how these companies have done since results!

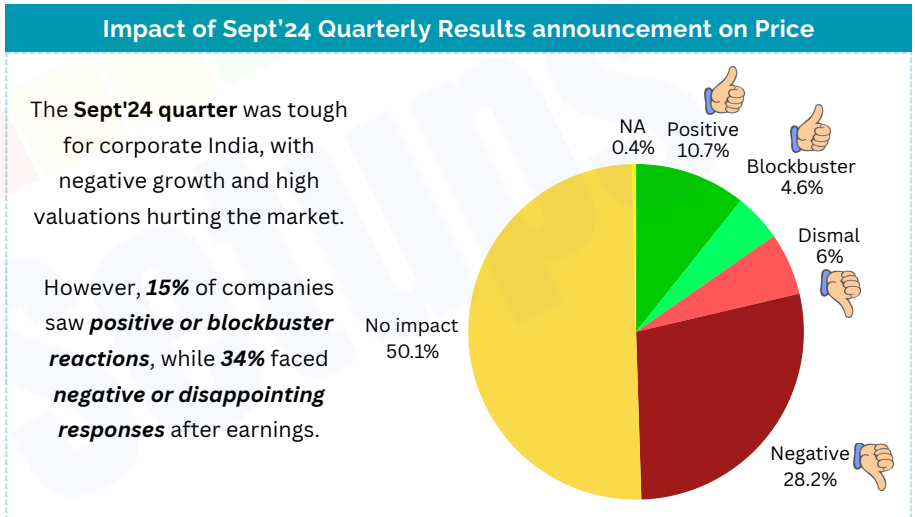
Our Pro-Setups Dashboard has a filter that measures the immediate impact of earnings release on the price.

Results' Impact on Price	
Results' Impact on ...	Record Count
<input checked="" type="checkbox"/> NA	9
<input checked="" type="checkbox"/> Blockbuster	76
<input checked="" type="checkbox"/> Dismal	100
<input checked="" type="checkbox"/> Positive	177
<input checked="" type="checkbox"/> Negative	465
<input checked="" type="checkbox"/> None	829

Prabhash
One of the best selections to work with for me have been Easy Earning and block buster result filters clubbed with rising 50 ttm squeeze low volume and BB<13. Wabag, Zentech, SRM contractors were gems from this selection.
🏆 7 👍 3 19:19

Puneet Arora
Prabhash
One of the best sele...
Great! 19:21

Prabhash
One of the best selections to work with for me have been E...
Add PEGs also to your strategy buddy... Blockbuster result filter and PEG are almost similar.
👍 BR 👍 19:22



YES! BUILD YOUR WATCHLIST WITH STOCKS SHOWING BLOCKBUSTER OR POSITIVE EARNINGS REACTIONS, AND TRADE WHEN SETUPS ALIGN!

Compare the returns across classifications. Under '**Blockbuster & Positive impact**', many stocks gained 25%-50%, with some exceeding that, while returns in '**Dismal & Negative impact**' were negligible. Even for 0%-25% gains, '**Blockbuster & Positive impact**' significantly outperformed. Additionally, very few stocks in this category had negative returns, unlike the large number in '**Dismal & Negative impact**'.

Blockbuster Impact	Positive Impact	Dismal Impact	Negative Impact
▲ >50% 14% 🏆	▲ >50% 6% 🏆	▲ >50% 0%	▲ >50% 1%
▲ 25%-50% 28% 🏆	▲ 25%-50% 16% 🏆	▲ 25%-50% 2%	▲ 25%-50% 3%
▲ 10%-25% 32% ✓	▲ 10%-25% 28% ✓	▲ 10%-25% 3%	▲ 10%-25% 15%
▲ 0%-10% 17% ✓	▲ 0%-10% 38% ✓	▲ 0%-10% 15%	▲ 0%-10% 22%
▼ 0%-10% 8%	▼ 0%-10% 10%	▼ 0%-10% 35%	▼ 0%-10% 39%
▼ 10%-25% 1%	▼ 10%-25% 2%	▼ 10%-25% 40%	▼ 10%-25% 19%
▼ 25%-50% 0%	▼ 25%-50% 0%	▼ 25%-50% 5%	▼ 25%-50% 1%

change till now

Results Impact on Price

With so many results getting announced during the earnings season, it makes life of a trader really hard to concentrate on winning stocks. Pro-Setups makes your life easier by classifying earnings impact based on how stocks react to earnings.

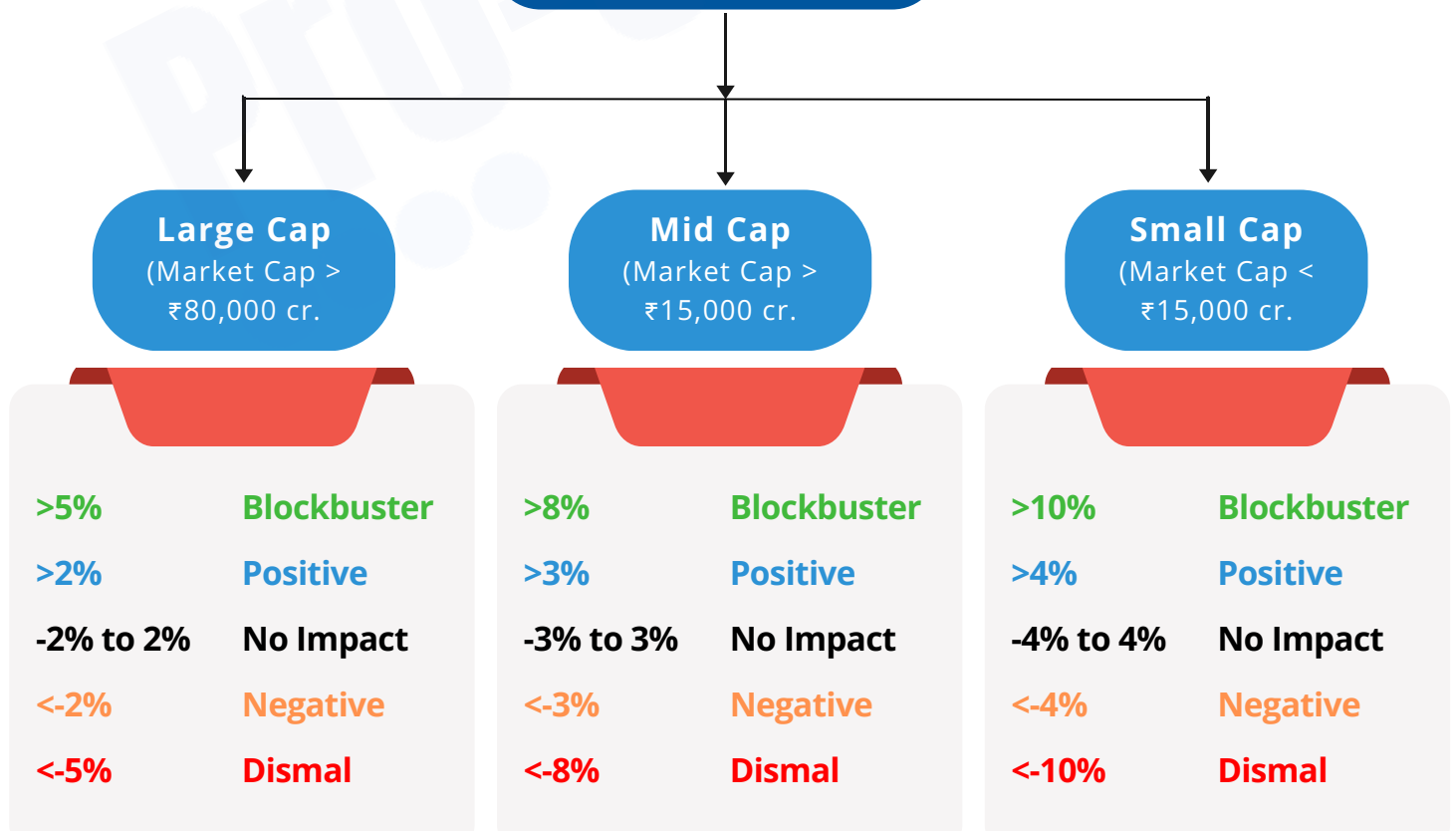
Stock prices typically rise when a company reports good earnings and fall when it reports poor earnings.

However, it's not always clear whether the results are good or bad. Sometimes, seemingly bad results can be rewarded by the stock market, while seemingly good results can be punished if they don't meet expectations.

Ultimately, **it is the stock price reaction that reveals whether the results are perceived as positive or negative by the market.**

To assess the immediate price action after earnings reports, we have **Results' Impact on Price** filter in our Dashboard. This filter indicates whether the stock experienced a blockbuster, positive, negative, dismal, or no impact immediately after the results announcement.

Size of the Company



We compare the price one day before the results with the price one day after.

Inventurus Knowledge Solutions (NSE:IKS)



Sector: IT
Industry: IT - Software
Market Cap: ₹ _____ crores

Issue size: ₹2,498 crores, 100% Offer for sale
IPO price: ₹1,329

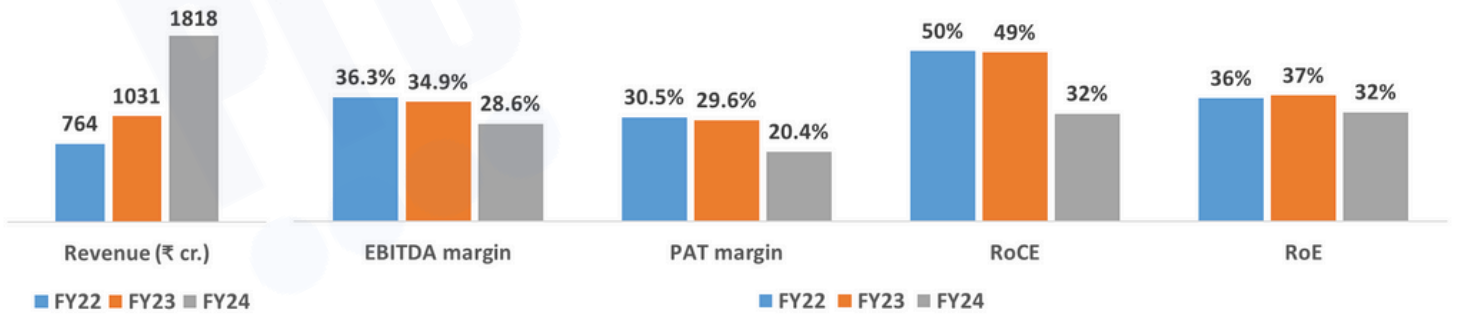
IKS is a technology-enabled healthcare solutions provider offering a care enablement platform for physician enterprises primarily in the US, though it has presence in Canada and Australia as well. It partners with outpatient and inpatient care organizations, enabling them to focus on their core operations, while it manages its chores or administrative tasks.

Primary Solutions for Clients

- Revenue Optimization** (includes services across the entire patient journey, from pre-visit tasks like eligibility verification to post-visit activities such as billing and denial management)
- Clinical Support Solutions
- Digital Health Solutions
- Electronic Health Records System Migration

IKS acquired Aquity Holdings in October 2023, a company engaged in technology-enabled clinical documentation, medical coding, and revenue integrity solutions for healthcare. This acquisition allowed IKS to expand its service offerings and geographical footprint.

IKS boasts a strong track record of client retention, with over 98% of revenue in recent years coming from repeat business. 🙌



One Mobikwik Systems Limited (NSE:Mobikwik)



Sector: Online
Industry: Online
Market Cap: ₹ _____ crores

Issue size: ₹572 crores
IPO price: ₹279

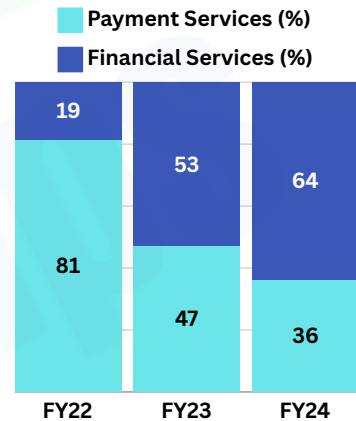
Mobikwik is an Indian fintech company operating in digital financial services and digital payments. It operates a two-sided payments network consisting of consumers and merchants.

Payment Services

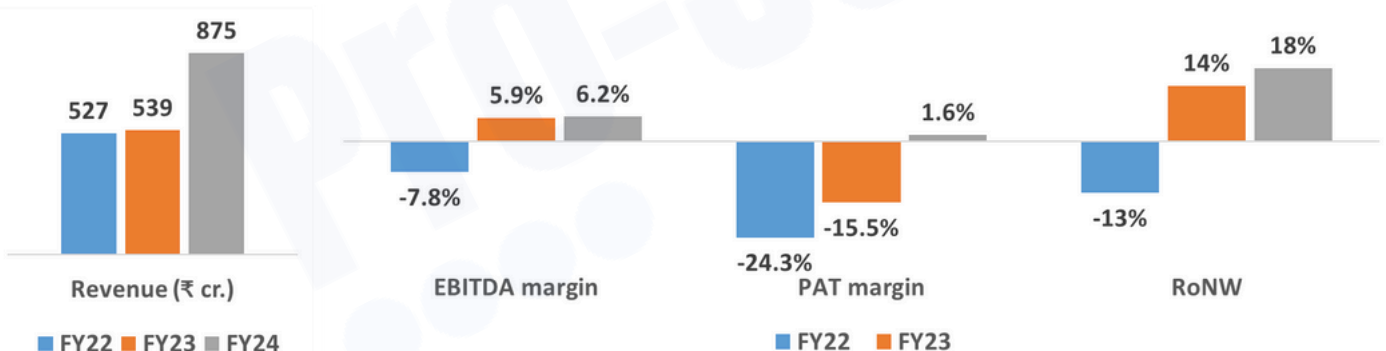
Provides a range of payment options for consumers, including: Recharge and Bill payments, Payments at online e-commerce merchants, Payments at offline merchants, Transfer money

Financial Services

Includes digital credit, investments, and insurance



The company has two main business segments: Payments and Financial Services. The revenue contribution of these segments has shifted in recent years, with financial services becoming increasingly important.



This Pro-Setups Newsletter has been prepared by **Shivpuns Analytics Private Limited** (hereinafter referred to as 'SAPL') and is meant for sole use by the recipient(s) and not for circulation.

No part of the Newsletter may be copied or duplicated in any form by any means or redistributed without the written consent of SAPL.


The stocks mentioned in the Newsletter are not to be considered as recommendations. The recipient must do his own diligence and analysis in buying or selling the stocks mentioned in the Newsletter. The recipient is requested to take into consideration all the risk factors including their financial condition, suitability to risk return profile and the like and take professional advice before investing. Investments in securities market are subject to market risks, and recipients are requested to read all the related documents carefully before investing. Derivatives (i.e. Futures & Options) are sophisticated investment device and its trading involves substantial risk & leverage and is not appropriate for all investors. The investor is requested to take into consideration all the risk factors before actually trading in derivative contracts.

As investors ourselves, we may have positions in some of the stocks.

The Newsletter should be read and relied upon at the sole discretion and risk of the recipient. If you are dissatisfied with the contents of the Newsletter or with the terms of this Disclaimer, you should unsubscribe from the website www.pro-setups.com by sending an email to puneet@pro-setups.com. SAPL shall not be responsible or liable in any manner, directly or indirectly, for the losses or the damages sustained due to the investments made or not made, or any action taken or not taken, on basis of the Newsletter, including but not restricted to, fluctuation in the prices of shares, derivatives and bonds, changes in the currency rates, diminution in the NAVs, reduction in the dividend or income, lost profits, or lost opportunity etc. SAPL also assumes no responsibility for the improper or delayed functioning of the external website(s) or software(s) (such as www.tradingview.com) for which the access may have been given to the recipient.

The Newsletter is not directed to, or intended for distribution to or use by, any person or entity who is a citizen or resident or located in any locality, state, country or other jurisdiction where such distribution, publication, reproduction, availability or use would be contrary to law or regulation or what would subject SAPL or its affiliates to any registration or licensing requirement within such jurisdiction. If the Newsletter is inadvertently sent or has reached any individual in such country, especially, United States of America, the same may be ignored and brought to the attention of the sender.

Contact:

 www.pro-setups.com

 puneet@pro-setups.com

 [@ProSetups_](#)

 [Join ProSetupsChannel](#)